


PROJECT: _____
 CATALOG #: _____
 FIXTURE TYPE: _____
 NOTES: _____

SCL Slim Cove Light



The SCL Slim Cove Light Series delivers the utmost in soft illumination to unify and enhance architectural spaces in 1 ft, 2 ft, 3 ft, and 4 ft sizes. This cove light features injection-molded optics and TRIAC dimming that is ideal for a wide range of applications including recessed ceiling coves, ceiling trays, ledges, under cabinets, crown molding, and more. This small scale design allows the fixture to be installed virtually anywhere and includes easy-to-install mounting clips.

APPLICATIONS

Indirect lighting solutions for ceiling coves, ceiling trays, ledges, crown molding, under cabinets



PERFORMANCE INFORMATION

SERIES NUMBER	WATT	LUMENS	CCT
SCL 1 4 G1 35K	4W	350	3500K
SCL 2 8 G1 35K	8W	750	3500K
SCL 3 12 G1 35K	13W	1,150	3500K
SCL 4 16 G1 35K	16W	1,550	3500K



PLUGS & ACCESSORIES



ORDERING GUIDE							EXAMPLE: SCL 1 4 G1 35K	
Luminaire Type	Trim Size	Lumen Output	Generation	Voltage	CRI	CCT	Finish	Plugs
SCL Slim Cove Light	1 = 1 ft	4 = 350 Lumens	G1	BLANK =120V	BLANK = 90CRI	27K 2700K	BLANK = White	SCL-PC48 = 48" Cable with plug SCL-WC7 = 7" Wiring Cable
	2 = 2 ft	8 = 750 Lumens				35K 3500K		
	3 = 3 ft	12 = 1,150 Lumens				50K 5000K		
	4 = 4 ft	16 = 1,550 Lumens						

ACCESSORIES		
SCL-EC6 = 6" Extension Cable	SCL-EC36 = 36" Extension Cable	SCL-C = Coupler
SCL-EC12 = 12" Extension Cable	SCL-EC70 = 70" Extension Cable	
SCL-EC24 = 24" Extension Cable		

Due to continuous product improvements, specification and/or equipment updates may change without notice.

NOTE: 120V for connections up to 100ft.

SPECIFICATIONS

HOUSING

Extruded aluminum housing

AMBIENT TEMPERATURE

Suitable for use in -4°F to 105°F

MOUNTING

Surface mount. Two (2) fabricated stainless steel clips provided per fixture. Optional Pendant Mount (accessories not included).

EFFICACY

Up to 99 lumens per watt (see individual wattage data)

CCT AND CRI

2700K, 3500K, and 5000K CCT available; CRI 90

LENS

Extruded frosted acrylic lens

OPTICS

120° beam spread with general diffuser

WARRANTY

5-year limited warranty.

ELECTRICAL

120V for connections up to 100ft. Integral driver on board with built-in circuit protection. Standard TRIAC dimming.

LIFESPAN

L70 life >50,000 Hrs (77°F)

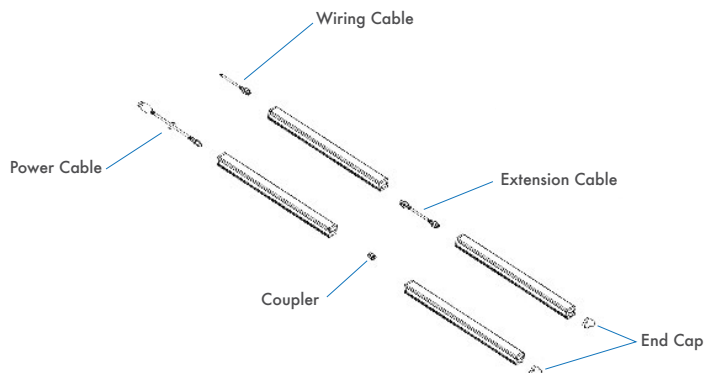
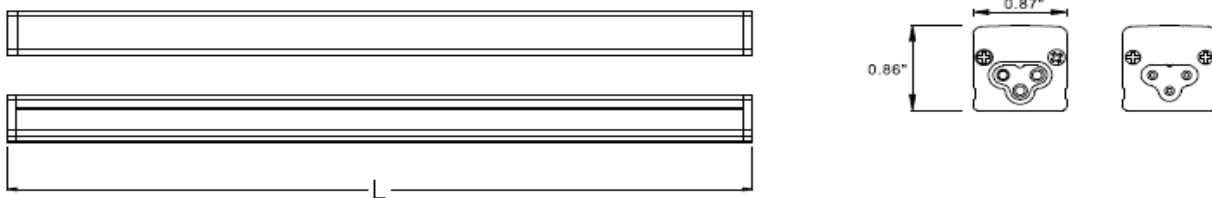
FINISH

Polyester powder coat finish. Semi-Gloss White for exterior housing.

CERTIFICATIONS

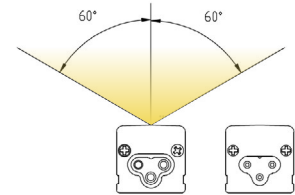
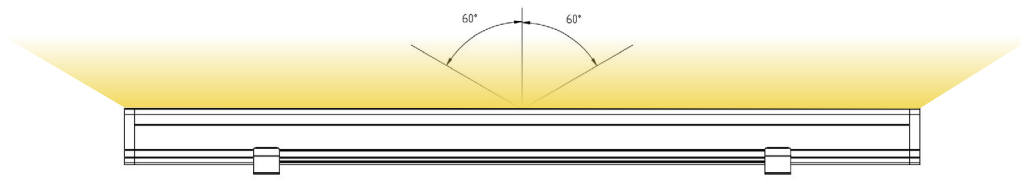
UL Listed for dry and damp locations. Recommended for indoor use only.

DIMENSIONS



Due to continuous product improvements, specification and/or equipment updates may change without notice.

LIGHT DISTRIBUTIONS



PERFORMANCE DATA

Product Series	Wattage	Lumens	CCT	Efficacy (Lm/W)
SCL 1 4 G1 27K	4W	343	2700K	86
SCL 2 8 G1 27K	8W	735	2700K	92
SCL 3 12 G1 27K	13W	1,127	2700K	90
SCL 4 16 G1 27K	16W	1,519	2700K	95
SCL 1 4 G1 35K	4W	350	3500K	88
SCL 2 8 G1 35K	8W	750	3500K	94
SCL 3 12 G1 35K	13W	1,150	3500K	92
SCL 4 16 G1 35K	16W	1,550	3500K	97
SCL 1 4 G1 50K	4W	357	5000K	89
SCL 2 8 G1 50K	8W	765	5000K	96
SCL 3 12 G1 50K	13W	1,173	5000K	94
SCL 4 16 G1 50K	16W	1,581	5000K	99

COMPATIBLE DIMMERS

Manufacturer	Dimmer
Lutron	DVCL-153PL
Lutron	DELV-300P
Lutron	CTCL-153P
Lutron	S-600P
Lutron	CTELV-303P
Lutron	LGCL-153P
Lutron	MACL-153M
Leviton	6684

ELECTRICAL LOAD

Series Number	Wattage	Current (A)
		120V
SCL 1 4 G1 35K	4W	0.03
SCL 2 8 G1 35K	8W	0.06
SCL 3 12 G1 35K	13W	0.11
SCL 4 16 G1 35K	16W	0.13

Due to continuous product improvements, specification and/or equipment updates may change without notice.

ACCESSORIES



Coupler
SCL-C



2pc Clips & Screws (included)
PS



Wiring Cable
SCL-WC
Available in 7" length



Extension Cable
SCL-EC
Available in 6", 12", 24", 36",
and 70" lengths



Power Cable
SCL-PC
Available in 48" length

Due to continuous product improvements, specification and/or equipment updates may change without notice.