

PROJECT:	_____
CATALOG #:	_____
FIXTURE TYPE:	_____
NOTES:	_____

SVI G2 Suspending Vertical Linear




The *SVI Suspending Vertical Linear Gen 2* is a beautifully designed LED luminaire that offers optimal distribution for low glare and a wide beam angle. This minimalist luminaire can be installed individually or combined to create a row of continuous illumination. This luminaire allows for step dimming and features selectable color temperatures 3000K, 3500K, and 4000K.



APPLICATIONS

Airport, Education, Healthcare, Hospitality, Retail, Executive Conference Rooms, Commercial Office Spaces, and any open spaces that require a unique and elegant architectural lighting design.



SPECIFICATIONS

HOUSING

The body is made of precision machined and extruded anodized aluminum.

AMBIENT TEMPERATURE

Suitable for use in 0°C to 40°C (32°F to 104°F)

MOUNTING

Pendant mounting for drywall and drop ceiling

EFFICACY

40W: 100lm/W

ELECTRICAL

High quality constant current drivers rated for 50/60Hz. Operation 120-277V input. Standard 1-10V dimming.

CCT AND CRI

3000K, 3500K, and 4000K Selectable CCT; 80 CRI

OPTICS

High transmitting acrylic PMMA lens with bottom diffuser lens.

FINISH

Aluminum Silver finish

WARRANTY

5-year limited warranty.

CERTIFICATIONS

UL Listed for damp locations.

Due to continuous product improvements, specification and/or equipment updates may change without notice.

ORDERING GUIDE

EXAMPLE: SVI 4 40 G2 FSK

Luminaire Type	Fixture Length	Lumen Output	Generation	Voltage	CCT	Finish	Ceiling Plan
SVI Suspended Vertical Linear	4= 4 feet	40 4,000 Lumens	G2	BLANK= 120-277V	FSK Selectable CCT (3000K, 3500K, 4000K)	BLANK= Aluminum	E= Dry Wall (Mount to J-box) T1= Drop Ceiling Clips (Suitable for 9/16" and 15/16" Flat Ceiling) T2= Drop Ceiling Clips (Suitable for 9/16" Slot Ceiling) T3= Drop Ceiling Clips (Suitable for 15/16" Slot Ceiling)

ADVANCED WIRELESS CONTROL

AVI-XFAC-16A-1CH-CL1 Line Voltage Single Channel Bluetooth Controller, 15A Relay, Class I

AVI-XFAC-16A-1CH-CL1-DC-PIR Line Voltage Single Channel Bluetooth Controller, 15A Relay, Class I PIR Sensor (Ceiling Mount Required)

RECOMMENDED REPLACEMENT & MOUNTING HEIGHT

WATTAGE	LUMENS	MOUNTING HEIGHT
40W	4,000 Lm	8' - 12'

Due to continuous product improvements, specification and/or equipment updates may change without notice.

MOUNTING ACCESSORIES


CANOPY SIZE & SHAPE



1.6in Round



4.5in Round
Designed for
power cable



4.5in Round
w/EM indicator


MOUNTING STYLES



Drywall Ceiling
w/ Internal Driver



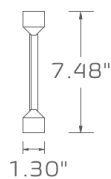
Drywall Ceiling
w/ External Driver &
EM indicator



T-Grid Clips

Suspends luminaire in T-grid.
Compatible with 9/16" and 15/16" Flat,
9/16" and 15/16" Slot Ceiling Types.

DIMENSIONS



Due to continuous product improvements, specification and/or equipment updates may change without notice.

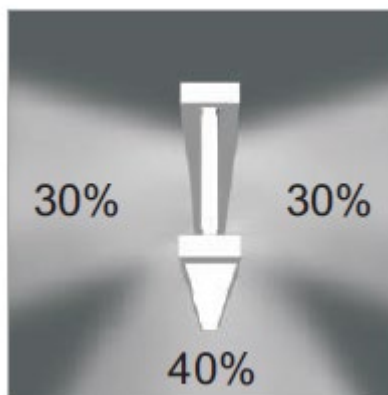
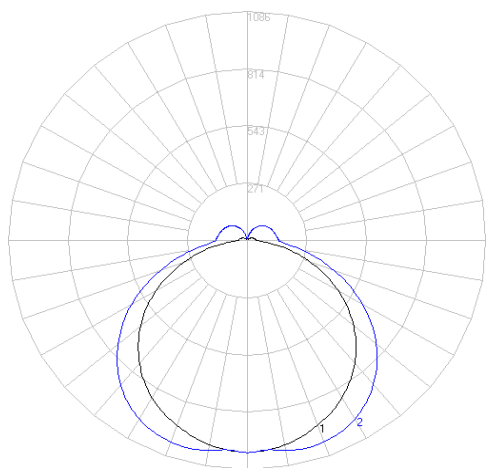
PERFORMANCE DATA

Wattage	Voltage	3000K		3500K		4000K	
		Lumens	Efficacy	Lumens	Efficacy	Lumens	Efficacy
40W	120-277V	3,880	97	3,960	99	4,000	100

ELECTRICAL LOAD

WATT	Current (A)			
	120V	208V	240V	277V
40W	0.33	0.19	0.17	0.14

PHOTOMETRIC



Due to continuous product improvements, specification and/or equipment updates may change without notice.